




**HIGH VOLUME FUEL DELIVERY KIT  
"DUAL STOCK PUMP" VERSION  
99-03 7.3L & 03-07 6.0L Powerstroke**



**Installation Guide**



**INSPECT CONTENTS OF THIS KIT  
THOROUGHLY **BEFORE** STARTING  
THE INSTALLATION PROCESS!**

**IF YOU FIND A PROBLEM WITH YOUR PACKAGE:**

- **KEEP ALL OF THE PARTS & PACKAGING TOGETHER**
- **DO **NOT** ATTEMPT INSTALLATION OF THE PRODUCT**
- **PROMPTLY NOTIFY YOUR SELLING DEALER**
- **PROVIDE DEALER WITH PHOTOGRAPHS IF REQ'D\***
- **WAIT FOR FURTHER INSTRUCTIONS FROM DEALER**

**\*WE RESERVE THE RIGHT TO REQUEST  
PHOTOGRAPHS OF PACKAGING OR PARTS  
IN ORDER TO PROPERLY ADDRESS ANY  
SITUATION INVOLVING EITHER DAMAGED  
OR MISSING ITEMS.**

**THANK YOU FOR YOUR COOPERATION!**

**T**hank You for purchasing the Driven Diesel High Volume Fuel Delivery Kit! **Please review and familiarize yourself with this guide fully before proceeding with the installation of the kit.** After reviewing this guide, if you feel that the installation is beyond your capability, please have this kit installed by a qualified mechanic.

The installation of this kit requires exposing the fuel system. Diesel fuel is flammable, and its vapor is explosive; therefore common sense dictates that there be no smoking or open flame within 50 feet of the workspace. If any fuel spills, contain it and wipe it up immediately. Do not let the fuel stand on any painted surfaces of your vehicle, or damage to the finish may occur. We HIGHLY RECOMMEND having an appropriate fire extinguisher close by!

## Driven Diesel High Volume Fuel Delivery Kit (Dual Pump) Contents

Please use the following parts list to become familiar with this kit. ALL of the parts listed below should be contained in your kit. The description below also specifies where many of these parts are used.


<b>Qty:</b>	<b>Part Number:</b>	<b>Description:</b>
1	DD-5/8-PICKUP	5/8" Stainless Steel Draw Straw Assembly <b>(not incl with SUMP option)</b>
1	HPFDK-HW-2P	Dual Pump Hardware Pack (Fittings, Bolts, Nuts, etc)
1 or 2	DD-OE-BOSCH	Bosch OE Fuel Pump <b>(qty depends on option selected)</b>
1	COMP-PUMP-BRACKET	Stainless Steel Fuel Pump Bracket and Back Plate
10'	-10 Hose	-10 (5/8") 300psi Push-Lock Fuel Hose
20'	-6 Hose	-6 (3/8") 300psi Push-Lock Fuel Hose
1	FS-PH	Driven Diesel Universal Fuel Pump Harness
1	FS-PH-S or FS-PH-L	Driven Diesel Fusible Link Pigtail for Above <b>(small or large terminal)</b>
2	FILTER HEAD	4-Port Fuel Filter Head w/Plugs
1	BF1252	Baldwin PRE-PUMP (tank side) Fuel Filter / Water Separator
1	BF7633	Baldwin POST-PUMP (engine side) Fuel Filter
2	DD-PUMPCLAMPKIT	Rubber Isolated Fuel Pump Mounting Clamps

### Hardware Pack Contents:

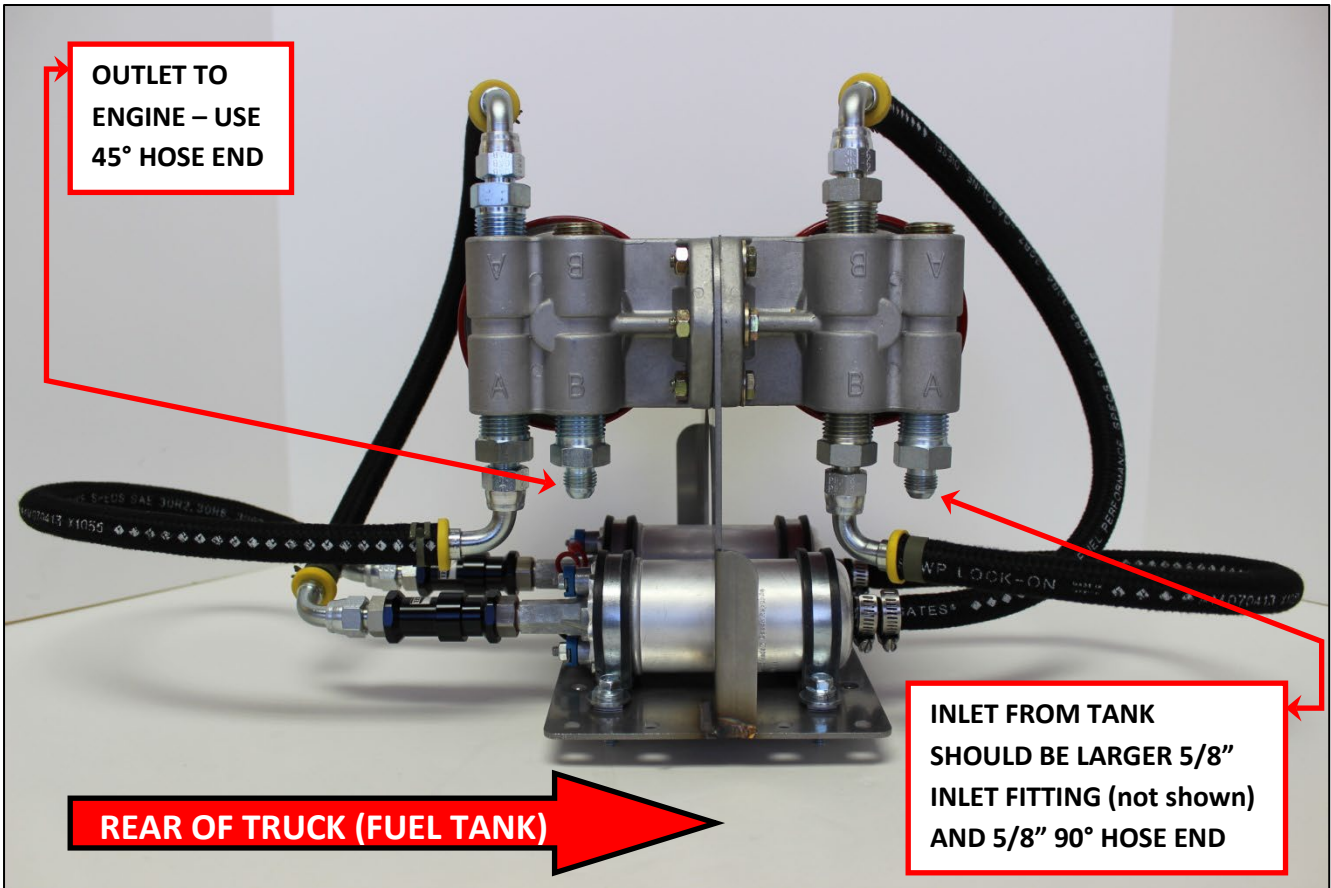
4	1/4-20x4	4" Long Bolts for TOP Mounting Holes in Fuel Pump Bracket
2	1/4-20x3.5	3.5" Long Bolts for BOTTOM Mounting Holes in Fuel Pump Bracket
3	1/4-20x1.25	1.25" Long Bolts for Mounting Filter Heads to Bracket
4	1/4-20x1 Flange	1" Long FLANGE Bolts for Mounting Fuel Pumps to Bracket
19	1/4FW	Flat Washers
4	1/4LW	Lock Washers for Mounting Fuel Pumps to Bracket
9	1/4Nylok	Nylok Nuts (3 to Mount Filters Heads, 6 for Mounting Bracket to Frame)
1 or 2	08MP-10MJ	1/2" Male Pipe Thread to #10 (5/8") Male AN Adapter Fitting <b>(2 with sump)</b>
5	08MP-06MJ	1/2" Male Pipe Thread to #6 (3/8") Male AN Adapter Fittings
2	DD-10MM-06MJ	Driven Diesel Fuel Pump Outlet Adapter Fittings (with copper washers)
1	10NC-10FJX	#10 (5/8") Straight Hose End for use at Sump <b>(sump kit only)</b>
1	10NC-10FJX90	#10 (5/8") 90° Hose End for use at Pre-Pump Filter Inlet
1	06NC-06FJX	#6 (3/8") Straight Hose End – for use as needed
2	06NC-06FJX45	#6 (3/8") 45° Hose End – for use at lower pump outlet & outlet to engine
6	06NC-06FJX90	#6 (3/8") 90° Hose End – 5 at Filter/Pump Assembly – 1 as needed
4	WGN06SS	Worm Gear Hose Clamps (use to double clamp fuel pump inlet hose)
1	545 10ml	10ml Bottle of Loctite 545 Thread Sealant (use at ALL "pipe thread" joints)




View from **PUMP INLET** (Fuel Tank) Side – Use this Picture for Hose Routing




View from **PUMP OUTLET** (Engine) Side – Use this Picture for Hose Routing (Black Fitting No Longer Used)




View from **TOP** – Use this Picture for Hose Routing



Pump Inlet Plumbing – Push Hose Against Pump Body & Clamp on Each Side of Ridge



Install DD-10MM-06MJ Adapter with Copper Washer into each Pump (ignore Blue O-Ring – No Longer Used)



Pump Outlet Plumbing – Hoses Connect Directly to DD-10MM-06MJ – Black Fittings No Longer Used



Make Sure (+) and (-) Terminals Are Aligned. Make Jumper Wires as Shown.  
Wiring Harness can then be connected to either pump.

## OTHER INSTALLATION TIPS

1. Fully Seat ALL "Push-Lock" hoses against the yellow stop disc. This will require significant effort on the larger hoses like #10. 90° fittings should be held in a bench vise while pushing the hose on, straight fittings can be done on a stable flat surface.
2. Twist angled hose ends to achieve correct orientation.
3. ALL of the fittings and plugs in the filter heads are PIPE THREAD and REQUIRE use of thread sealant!  
**DO NOT OVERTIGHTEN PIPE THREAD FITTINGS, IT WILL CRACK THE FILTER HEAD (THIS IS NOT COVERED BY PRODUCT WARRANTY)**
4. ALL of the pictures in this document show a system that was plumbed for installation INSIDE THE FRAME RAIL of the truck. If you will be installing this kit on the OUTSIDE of the frame rail, make sure you properly orient the fuel pumps and locate the pre and post pump filters in the correct locations.
5. On the filter heads, the "A" ports are IN and the "B" ports are OUT.
6. Bracket mounts with NO DRILLING. The (4) top bolts go over the top of the frame and the (2) bottom bolts go under the frame. Use the bottom set of holes that is CLOSEST to the frame (if both sets are usable). Flat washers are used under the bolt heads AND the nylok nuts. Tighten nuts evenly until the bracket is secure. Overtightening will only serve to warp the bracket or backplate.
7. ASSEMBLE everything shown in the pictures above first. You can then install the entire pump/filter assembly in the truck and build the "tank to filter" and "filter to engine" hoses so that they fit the truck nicely (a little bit of slack without having "loops" of extra hose under the truck).
8. While this kit was built primarily to work with our Driven Diesel fuel systems, it is "universal" and does include a few different fittings for making fuel supply connections at the engine. If you are using this kit with a fuel system from another company, some additional parts may be required.

**ANY VEHICLE WITH A DRIVEN DIESEL FUEL BOWL DELETE REGULATED RETURN:** Simply route the "OUTLET TO ENGINE" hose up to the fuel bowl delete block, determine the best hose end (typically the 90°) to make the connection to the fuel inlet port and cut and assemble the hose like you did the others in the kit.

**6.0L WITH STOCK FILTER BOWL:** This kit CAN be used with our Standard 6.0L Regulated Return Kit. The "OUTLET TO ENGINE" hose will need to be connected to the factory metal fuel supply line just forward of the stock fuel pump, using (1) or (2) worm gear hose clamps. You will also need to remove the filter cartridge AND the filter standpipe (held in by two T-20 Torx screws) from the secondary fuel filter housing. Reinstall the secondary filter housing lid, which should not need to be removed again unless the o-ring develops a leak.

**PRE-FILL BOTH FILTERS WITH FUEL BEFORE ATTEMPTING TO RUN PUMPS!**

**AS ALWAYS – PLEASE DO NOT HESITATE TO CALL THE DRIVEN DIESEL DEALER YOU PURCHASED THIS KIT THROUGH IF YOU HAVE ANY QUESTIONS ABOUT THE INSTALLATION OF THIS PRODUCT!**



**S DIESEL, LLC (dba STRICTLY DIESEL AND/OR DRIVEN DIESEL\*) WARRANTY AND LIABILITY POLICY**

**MANY OF THE PRODUCTS SOLD BY S DIESEL, LLC, ARE DESIGNED TO INCREASE VEHICLE PERFORMANCE...USE AT YOUR OWN RISK!**

**Do not install or use any product(s) purchased from S DIESEL, LLC ("S DIESEL") until you have carefully read the following Warranty and Liability Policy (the "Warranty").**

**PRODUCT WARRANTY POLICY**

Subject to the limitations, exclusions, and qualifications set forth below, the product or the products made and sold by S DIESEL (the "S DIESEL Product" or "S DIESEL Products") are warranted to Buyer as set forth in this Warranty. The installation of the S DIESEL Products indicates that Buyer has read, understands and agrees to the terms and conditions of this Warranty. Any warranty on products that are made by another manufacturer which are resold by S DIESEL to Buyer is made to Buyer by the manufacturer of such products in accordance with and subject to all conditions and limitations of the manufacturer's warranty in effect on the date of the purchase by Buyer. S DIESEL makes no warranties to Buyer, express or implied, with respect to such products that are made by another manufacturer.

**LIMITED WARRANTY**

The S DIESEL Products (except S DIESEL Products specified to have different warranty terms) are warranted to be free from defects in material and workmanship, under normal use and service for a period (the "Product Warranty Period") of one (1) year from date of delivery to Buyer, unless S DIESEL performs the work installing the S DIESEL Products, in which case the Product Warranty Period shall be extended to equal the Service Warranty Period (as defined under "SERVICE WARRANTY POLICY"). S DIESEL's liability under this Warranty is limited to repair or replacement at its option, subject to the provisions set forth herein, of any S DIESEL Products which upon examination by S DIESEL are found to be defective. Buyer shall prepay cost of transportation of defective S DIESEL Products to S DIESEL for inspection.

S DIESEL shall not have any responsibility under this Warranty unless (1) the defect in an S DIESEL Product results in a claim arising within the Product Warranty Period, measured from the date of delivery to Buyer, (2) the S DIESEL Product, if installed by an installer other than S DIESEL, was properly installed, (3) the S DIESEL Product was normally maintained and not subject to misuse, negligence or accident, and (4) the S DIESEL Product, system components and/or accessories were not repaired or altered in such a way that in the judgment of S DIESEL the S DIESEL Product's performance or reliability was adversely affected.

**EXCLUSIONS**

Any of the above warranties by S DIESEL shall not apply if Buyer's vehicle is in an accident, misused, neglected, altered from the S DIESEL Product's manufacturer original designs or specifications or serviced in connection with a warranty claim hereunder without prior written approval of S DIESEL.

**REMEDIES EXCLUSIVE**

Repair or replacement of defective S DIESEL Products in accordance with the Limited Warranty above shall be Buyer's exclusive remedy for and shall constitute satisfaction of any and all liabilities of S DIESEL with respect to any defect in any S DIESEL Product whether based in warranty, contract, tort, negligence, strict liability or otherwise.

**DISCLAIMERS AND LIMITATIONS**

**THE EXPRESS WARRANTIES SET FORTH ABOVE ARE EXCLUSIVE AND IN LIEU OF ALL OTHER WARRANTIES, CONDITIONS AND TERMS AS TO QUALITY OR FITNESS OF ALL PRODUCTS SUPPLIED BY S DIESEL TO BUYER, WHETHER WRITTEN, ORAL OR IMPLIED, STATUTORY OR OTHERWISE, INCLUDING WITHOUT LIMITATION, ANY WARRANTIES OR CONDITIONS OF MERCHANTABILITY OR FITNESS FOR A PARTICULAR PURPOSE, AND ALL SUCH OTHER WARRANTIES, CONDITIONS AND TERMS ARE HEREBY DISCLAIMED AND EXCLUDED BY S DIESEL. IN NO EVENT SHALL S DIESEL BE LIABLE FOR ANY LOSS OF ACTUAL OR ANTICIPATED PROFITS, LOSS OF ANTICIPATED BUSINESS, COST OF SUBSTITUTE PRODUCTS, LOSS OF USE OR DOWNTIME COSTS OR DELAY CLAIMS (WHETHER DIRECT OR INDIRECT) NOR FOR ANY OTHER SPECIAL, INDIRECT, INCIDENTAL OR CONSEQUENTIAL DAMAGES ARISING OUT OF OR RELATING TO THIS WARRANTY OR THE SUPPLY OF S DIESEL PRODUCTS TO BUYER, WHETHER BASED IN WARRANTY, CONTRACT, TORT, NEGLIGENCE, STRICT LIABILITY OR OTHERWISE. BUYER ACKNOWLEDGES THAT (A) THE PRODUCTS PURCHASED FROM S DIESEL WILL BE USED IN CONNECTION WITH ACTIVITIES, UNDER EXTREME CONDITIONS AND/OR SUBJECT TO MODIFICATIONS REQUESTED BY BUYER FOR WHICH THE PRODUCTS MAY OR MAY NOT BE SUITABLE; (B) THE WARRANTY OF SUCH PRODUCTS FOR PERFORMANCE IN CONNECTION WITH SUCH ACTIVITIES, UNDER SUCH EXTREME CONDITIONS AND/OR SUBJECT TO SUCH MODIFICATIONS REQUESTED BY BUYER IS NOT POSSIBLE; AND (C) ANY MANUFACTURER'S WARRANTY MAY BE VOIDED BY USE OF THE PRODUCTS IN CONNECTION WITH SUCH ACTIVITIES, UNDER SUCH EXTREME CONDITIONS AND/OR SUBJECT TO SUCH MODIFICATIONS REQUESTED BY BUYER. BUYER ACKNOWLEDGES THAT THE INSTALLATION OF ANY S DIESEL PRODUCTS THAT ARE NOT LEGAL FOR USE ON POLLUTION CONTROLLED MOTOR VEHICLES IS DONE SOLELY AT THE REQUEST OF BUYER AND ALL RESPONSIBILITY FOR ANY EFFECTS ON THE ORIGINAL VEHICLE MANUFACTURERS WARRANTY, ABILITY TO PASS ANY EMISSIONS INSPECTIONS OR FOR ANY FINES THAT MAY OCCUR DUE TO THE REMOVAL OF FEDERALLY MANDATED EMISSION CONTROL EQUIPMENT IS ON BUYER.** No employee or representative of S DIESEL has the authority to make any representation, promise or agreement which in any way varies from the terms and conditions of this Warranty. No suit or claim based on any cause of action, regardless of form, arising out of or relating to this Warranty or any of the S DIESEL Products supplied by S DIESEL may be brought by Buyer or anyone claiming by, through or under Buyer against S DIESEL more than one year after the date that such cause of action arose.

**IN THE EVENT BUYER DOES NOT AGREE WITH THE TERMS AND CONDITIONS OF THIS WARRANTY, BUYER MAY PROMPTLY RETURN THE PRODUCT TO S DIESEL FOR A FULL REFUND. THE PRODUCT MUST BE IN NEW, UNUSED AND RESELLABLE CONDITION, BE RECEIVED WITHIN FIFTEEN (15) DAYS OF THE ORIGINAL PURCHASE AND BE ACCOMPANIED BY A DATED PROOF OF PURCHASE (RECEIPT). PRODUCTS RETURNED IN NEW, UNUSED AND RESELLABLE CONDITION MAY STILL BE SUBJECT TO RESTOCKING/REPACKAGING FEES.**

**THE INSTALLATION OR USE OF ANY PRODUCT PURCHASED FROM S DIESEL INDICATES THAT BUYER HAS READ, UNDERSTANDS AND AGREES TO THE TERMS AND CONDITIONS OF THIS WARRANTY.**

**ASSIGNABILITY OF WARRANTY**

This Warranty is for the exclusive benefit of Buyer and is not assignable.

**WARRANTY CLAIMS PROCEDURE**

A written warranty claim and a copy of the invoice for any defective Product or Service must be received by the Seller within the earlier of 30 days after the expiration of the Warranty Period or the incident giving rise to the claim. To qualify for an adjustment under this Warranty a defective Product must be returned prepaid to the Seller for inspection and must be accompanied by a dated proof of purchase receipt. In addition, the serial number of the defective Product, if any, must match the serial number on Buyer's invoice. All Warranty claims are subject to approval by the Seller and/or the Product's manufacturer. Buyer must pay all applicable service charges and taxes. Defective Products accepted for warranty compensation become the property of the Seller. To qualify for an adjustment under this Warranty a vehicle upon which S DIESEL Services have been performed must be delivered to the Seller during Seller's hours of operation for inspection and must be accompanied by a dated proof of purchase receipt.

**WAIVER**

Any failure of the part of S DIESEL to insist on strict compliance with the Warranty Provisions shall no way constitute a waiver of such right. No claim or rights arising out of a breach of the Warranty Provisions by Buyer may be discharged in whole or in part by a waiver of the claim or right, unless the waiver is in writing signed by an authorized representative of S DIESEL. S DIESEL's waiver or acceptance of any breach by Buyer of any provisions of the Warranty Provisions shall not constitute a waiver of or an excuse for nonperformance as to any other provision of the Warranty Provisions nor as to any prior or subsequent breach of the same provision.

**APPLICABLE LAW**

The Warranty shall be governed by the laws of the State of Arizona (excluding Arizona law with respect to conflicts of law).

\* Driven Diesel was formerly known as ITP Diesel, LLC and Sinister Diesel, LLC.