



DP-TUNER F5 CHIP INSTALLATION

Before going any further,

****REMOVE KEY FROM IGNITION****

****Not doing this may cause catastrophic electrical failure of the PCM and or chip. ****


****Use of aftermarket power enhancers is at your own risk****

NOTE: SPEED LIMITER HAS BEEN RAISED! IT IS THE CUSTOMERS RESPONSIBILITY TO MAKE SURE THAT THE TIRES HAVE PROPER SPEED RATING.


Read and fully understand all instructions before attempting to install the DP-TUNER Chip. DP-Tuner does not warrant any chips due to installation errors.





In the engine compartment, there is a wiring harness connected to the PCM. Remove the 10mm bolt in the center of the harness, and pull away from the PCM. Remove the 2 10mm nuts holding the rubber seal and remove the seal. Pull the PCM out into the engine compartment.




With the PCM removed from the vehicle, you may now begin the process of cleaning the service connector. The best method is to remove the 5.5mm (7/32") bolts that hold the PCM together. There are 6 of them located on the front cover. This is how the PCM looks with the cover removed.



Now separate the back shell from the main part of the PCM. Be careful not to lose the little plastic board support (if present).



The connecting port on the computer will have a silicone film covering the electrical fingers. All of this silicone must be removed for your chip to work properly. Remove most of the silicone with your thumb nail and then use the provided Scotch-Brite pad and some Acetone, or finger nail polish remover also works to clean the connector. **BOTH** sides of the connector must be cleaned thoroughly. Use your thumb nail to check for any remaining silicone and clean until it is properly removed. The first picture is from a PCM that was not cleaned properly and it ended up taking out the PCM. The second picture is the same PCM properly cleaned (notice that some of the copper might be showing through the tin. Too much copper is not good and could allow the chip to not seat firmly).




Failure to properly clean the connector may cause the vehicle not to start and/or damage to the module. Any module that has failed due to improper installation **WILL NOT** be covered under warranty. Remember 95% of problems with the chip are due to insufficient cleaning of the connections. Once you feel the connections are good and clean, reassemble the PCM. Place the chip (with the cable connected) onto the connecting port. Press the chip gently, but firmly enough to establish good contact. The chip needs to be oriented on top on the PCM board. The chip will stick out some, but it is nothing to be concerned with.



Make sure the chip is fully seated and not cocked or at an angle. Then secure the chip with some cloth tape to prevent chip movement.



Reinstall the PCM in tray, being careful not to pull on the switch wire. Reconnect wiring harness in engine well to computer. Snug the 10mm bolt. Reinstall the rubber seal. Reinstall the 2 10mm nuts.



Carefully route the cable to the right side. Reach under and pop the dash panel loose to allow ribbon cable routing. Push the cable through with the black wire towards the drivers side and then pop the dash panel back into place. Connect the switch wire to the switch. Clean the dash panel area above the vent with alcohol and secure the switch with Velcro to the dash panel.



You can remove the switch and the chip will default to position 0 (some people prefer a no-start tune in that position for theft deterrent).

The switch will be programmed with the number of chosen programs so when you rotate to any selection higher, it will remain in the last program.

EX. You purchased a 3 position chip so positions 4-16 will read the position 3 program.

Start engine and allow to idle and warm up.

If the check engine light stays on or the truck will not start, the computer has gone into limp mode. Disconnect and re-clean the terminals.

Enjoy the added performance from your DP-TUNER F5 CHIP. Feel free to give me a call at 828-221-0076 if you have any questions.

Install Aftermarket upgrades at your own risk. Some Chips are not highway legal in the State of California. DP-Tuner does not warrant any items to meet the specifications of the original auto manufacture or their subsidiaries. DP-Tuner offers a 30 day guarantee, from date of invoice. The product MUST be returned in its original condition and original shipping container with the original receipt.

116 River Bend Drive, Hoschton, GA 30548, ph. 828-221-0076, www.dp-tuner.com

END USER AGREEMENT

This is an agreement ("Agreement") by and between Asheville Telecom, Inc. d/b/a DP-Tuner, a North Carolina/Georgia corporation with an address at 116 River Bend Drive, Hoschton, GA 30548 ("DP-TUNER"), and the individuals and entities to whom the package to which this Agreement is attached is addressed (collectively "RECIPIENT"). THIS AGREEMENT IS EFFECTIVE IMMEDIATELY UPON BREAKAGE BY RECIPIENT OF THE SEAL OF THE PACKAGE TO WHICH THIS AGREEMENT IS ATTACHED.

WHEREAS, DP-TUNER authors, owns, and markets software to be encoded onto microprocessors provided on motor vehicles and markets microprocessors pre-encoded with such software ("DP-T Products");

WHEREAS, RECIPIENT has agreed to purchase or has purchased a license to use one or more of the DP-T Products and wishes to begin using said DP-T Products;

WHEREAS, DP-TUNER requires acknowledgement and agreement by RECIPIENT of and to the rights of DP-TUNER in the DP-T Products before RECIPIENT is permitted by DP-TUNER to begin using the DP-T Products;

WHEREAS, DP-TUNER and RECIPIENT have reached an agreement regarding the rights of DP-TUNER in the DP-T Products relative to purchase by RECIPIENT of a license to use the DP-T Products;

WHEREAS, DP-TUNER and RECIPIENT wish to memorialize their agreement in this Agreement.

NOW, THEREFORE, for good and valuable consideration, the receipt and sufficiency of which is hereby acknowledged, DP-TUNER and RECIPIENT agree as follows:

1 DP-TUNER hereby provides or causes to be provided to RECIPIENT the DP-T Products relative to which RECIPIENT has purchased a license, for the sole purpose of enabling RECIPIENT to use the licensed DP-T Products, including but not limited to the software included in the DP-T Products, only within the scope of the license set forth in Paragraph 2 of this Agreement.

2 RECIPIENT acknowledges and agrees that DP-T Products embody, utilize, and/or encompass patents, trademarks, copyrights, trade secrets, and/or confidential information and other intellectual property (collectively "the DP-T Property") in which DP-TUNER has an interest, that provide competitive advantages to DP-TUNER, are central and critical to the ongoing, legitimate business of DP-TUNER, and would cause irreparable injury to DP-TUNER if exploited without permission from DP-TUNER. Therefore, RECIPIENT shall use each separate DP-T Product provided herewith and the DP-T Property included therein only during and as part of the operation of a single motor vehicle, without reproducing, distributing, publicly displaying, or publicly performing the DP-T Property, or preparing derivative works based on the DP-T Property. DP-TUNER hereby grants RECIPIENT a nonexclusive license to the provided DP-T Products and the accompanying DP-T Property only to the extent necessary to permit such limited use. RECIPIENT shall refrain from reproducing, distributing, publicly displaying, or publicly performing the DP-T Property, or preparing derivative works based on the DP-T Property and any portion thereof, from attempting to reverse engineer the DP-T Products, and from otherwise attempting to discern the content of the DP-T Products or the DP-T Property, how the DP-T Products operate, and the design and/or content of hardware and software encompassed by the DP-T Products. RECIPIENT shall not transfer DP-T Products or DP-T Property or any interest therein, including but not limited to the nonexclusive license granted above, by sale, rental, leasing, lending, or otherwise, to any third party. RECIPIENT shall inquire with DP-TUNER regarding any questions or concerns RECIPIENT has or may have about the design, construction, and operation of the DP-T Products, without attempting to resolve such questions or concerns by engaging in conduct prohibited by this Agreement.

3 Because of the irreparable injury that DP-TUNER would sustain if any provision of this Agreement is violated by RECIPIENT, RECIPIENT agrees that injunctive relief against RECIPIENT in the event of such violation is appropriate, that no bond shall be posted by DP-TUNER in conjunction with such relief, and that RECIPIENT shall not seek for any such bond to be posted. RECIPIENT further agrees that, in the event that, in the sole opinion of DP-TUNER, RECIPIENT violates or has violated this Agreement, in addition to paying monetary damages to DP-TUNER, RECIPIENT shall pay all attorney fees, costs, and expenses incurred by DP-TUNER in furtherance of enforcing this Agreement against RECIPIENT.

1 This Agreement shall be construed in accordance with and is governed by the laws of the State of North Carolina. All litigation arising out of this Agreement shall be brought in the courts of Buncombe County, North Carolina, or in the case of federal litigation, in the United States District Court for the Western District of North Carolina. RECIPIENT submits to the jurisdiction of all such courts.

2 All parties to this Agreement covenant and warrant that they have sufficient authority to bind to the terms of this Agreement the parties on whose behalf they are acting.

3 DP-TUNER HEREBY DISCLAIMS ALL IMPLIED AND EXPRESS WARRANTIES IN THE DP-T PRODUCTS, INCLUDING BUT NOT LIMITED TO IMPLIED WARRANTIES OF MERCHANTABILITY, FITNESS FOR A PARTICULAR PURPOSE, AND NON-INFRINGEMENT.

4 RECIPIENT ACKNOWLEDGES AND AGREES THAT OPERATING MOTOR VEHICLES, WITH OR WITHOUT DP-T PRODUCTS IS AN INHERENTLY DANGEROUS ACTIVITY THAT RECIPIENT ENGAGES IN AT RECIPIENT'S OWN RISK AND WITH FULL KNOWLEDGE OF SUCH RISK, INCLUDING RISK OF SEVERE AND PERMANENT BODILY INJURY, PERMANENT DISABILITY, OR DEATH TO RECIPIENT AND/OR THIRD PARTIES. RECIPIENT THEREFORE EXPRESSLY WAIVES AND RELEASES ALL CLAIMS AND LIABILITIES AGAINST DP-TUNER AND ALL EMPLOYEES OF DP-TUNER, INCLUDING BUT NOT LIMITED TO JODY TIPTON AND DIANE TIPTON, ARISING OUT OF PARTICIPATION BY RECIPIENT IN SUCH ACTIVITIES, INCLUDING BUT NOT LIMITED TO ALL CLAIMS REGARDING PHYSICAL INJURY SUSTAINED BY RECIPIENT AND/OR THIRD PARTIES, DAMAGE TO PROPERTY OF RECIPIENT AND/OR THIRD PARTIES, AND SPECIAL, CONSEQUENTIAL, AND INCIDENTAL DAMAGES.

ASHEVILLE TELECOM, INC. d/b/a DP-TUNER Hoschton, GA revised July 2007